

**RECEPTION TO YEAR 1
TRANSITION INFORMATION
2024-2025**



Tranmere Park
Primary School

Year 1 Staff



Mrs Gibson
Eagle Class Teacher
KS1 Phase Leader



Mrs Wright
Skylarks/Eagle Class Teacher



Mrs Holland
Skylark Class Teacher



Mrs Hill



Mrs Chavda



Miss Elliott
Skylark Class Teacher-January



Moving from the Early Years Foundation Stage to the Y1 National Curriculum

In Reception, the children have been working really hard to achieve their Early Learning Goals. Some children will need to continue working towards these goals in Y1 before moving on to the National Curriculum.

	EYFS Curriculum	National Curriculum
PRIME AREAS	Communication and Language (Listening and Attention)	Oracy (Spoken Language) Speaking and Listening Rhyme Time, Story time
	Personal, Social and Emotional Development	PSHE, Nurture time etc.
	Physical Development	Physical Education
SPECIFIC AREAS	Understanding of the World.	Geography, History, Computing, Science, DT & RE.
	Expressive Arts and Design	Art and Design, Music
	Literacy	English, Writing, Phonics, Reading
	Mathematics	Maths



WE WILL CONTINUE TO LEARN THROUGH PLAY!

If your child did not meet their Early Learning Goals, they will continue to progress towards these next year.

Both of the Year 1 classes have access to outdoor and indoor provision. These areas are carefully scaffolded to support learning across the curriculum.



Phonics


In Reception, the children have worked hard on their phonics. They have completed phases 2, 3 and 4 and are ready to start phase 5 in September.

The government introduced a national phonic test for all year one pupils in 2012. This takes place during the June of your child being in Year 1. (Please do not book any holidays at this time).

The screening check comprises of twenty real words and twenty pseudo words (nonsense).

Y1 Phonic Screening Check Training Video: https://www.youtube.com/watch?v=IPJ_ZEBh1Bk

Articulation of phonemes: <https://vimeo.com/showcase/9340990>



Bookbags

In EYFS your child has already started to empty their own book bag, taking out their books, homework and reading diary. This is to increase their independence and help get them ready for Year One.

Year One

- Build on what has already been started in EYFS
- Children to remove slips, homework, books etc from their bags
- They will record their books in their diaries themselves
- We encourage them to let us know if there is a message in their diary for us to read
- Supportive process – clear verbal instructions
- Please give them reminders in the morning if there is anything that they need to hand in
- Book bags – **Monday, Wednesday and Friday**
- Home/School Diaries – Communication tool – We may write messages in them for you and please feel free to record messages for us in there too.





Reading Books

- Reading books will go home three times a week
- These will be a free choice book, reading scheme book and a shared reader book

-https://parents.fft.org.uk/S22_Bells_and_Buds

Free Choice Books

- These are selected by the children and support our work on 'Reading for Enjoyment'
- Sometimes it will be a book to share and other times it may be a book your child can read independently
- Please indicate in your child's home/school diary when your child has read their book and then it will be changed.



Homework – Year 1

- Homework goes home on a Monday and is due back by the following Monday.
 - Usually alternates between Maths and English
- Homework may be used to support other areas of the curriculum e.g. phonics
 - Please mark the homework with your child – instant feedback
- If they have struggled, please don't struggle on! Just write a note to us on the homework sheet and we can provide further support in school

Spellings

- Spellings are given out on a Monday and tested the following Monday.
- Please ensure that your child's spelling book is in their book bag on a Monday in preparation for the test.



Homework Examples – Year 1

Year 1 Autumn Term SPaG Mat ①

Section 1
Oops! Mr Whoops has missed out the capital letter.
Can you add it in?
sam patted the dog.

Section 2
Circle the sentence that is correct.
mum got a pet

Mum got a pet.

Mum got a pet.

Section 3
Write two more words that rhyme with see.
see – bee – me – _____

Section 4
Write a sentence to go with this picture. Don't forget finger spaces!

Section 5
Write the missing sounds.
_____ing _____ag
f_____

Section 6
Join each word to the matching picture.

Spellings

English Homework
SPaG or Phonics

Maths Homework

*Term 1 Week 1
Step 33 - Common
Exception Words
(Red Words)*

the
they
to
we
he
she
is
as

Phonics Activity Mat 1

Read these words to a friend.

hoff

chin

plig

sheep

frung

leap

phote

spray

landpot

chatter

Write the real words next to the chest and the nonsense words next to the bin.

lith haunt moin dush
fight champ wess blank

Write the missing sounds in these words.

fo__

__een

__ink

b__ger

spr__t

cr__on

b__d

l__k__

h__m__

ph__n__

Circle all of the words that contain the ee digraph.

free night hard street
fair meet coins speak

Add the sound buttons to these words.

clouds thing spears

Write a word that contains ure

Year 1 Maths Activity Mat: Autumn 1 ①

Section 1
How many carrots are here?

Section 4
10-1=
9-1=
13-1=

Section 6
Put the missing numbers on the number line.

Section 7
Amir has 9 toy cars. He loses 1 car.
How many cars does he have left?

Section 2
Write the number that is one more.

Section 5
Write a number statement for the picture.

Section 3
Write the numbers in the box.


Section 8
What's next? Write 3 more numbers in this sequence.



Topic Homework

Every half term your child could complete one of the topic homeworks from the topic homework grid. This will be placed onto the school website at the start of each half term. There are a range of fun and exciting options to choose from so please feel free to be creative!

Homework will be showcased during the last week of each half term.

Year 1/2 Topic Homework- Our World 

Please complete a minimum of one task per half term to be returned to school no later than Monday 12th October. You may present your work in any way that you wish. We look forward to seeing some of your amazing creations! Have fun!

	Task option 1	Task option 2
Remember	Why are trees important for our environment? Can you create a report?	Can you create a map of our world? This could be 2D or 3D!
Understand	Record your own weather forecast for Great Britain. Can you talk about the weather, temperature and wind speed for some of the major cities?	What do we mean by the term 'Water Cycle'? How could you show how this works?
Apply	Design a wildlife friendly garden. What plants and features can you include? How will they help our wildlife?	Create a 'bug hotel' in your garden using natural materials. Bring in a copy of your original design and a photo of your final product.
Analyse	Complete a bird study in your own garden. How many different types of garden birds can you identify? Are they native to our country or from elsewhere?	Research how much waste your family creates in one week. How much do you recycle and how much goes to land fill?
Evaluate	Take some photographs of minibeasts found in your local environment. Can you create a fact file for each one?	How many miles has your meal travelled? Look at where each of your ingredients have come from. What are the total air miles? How do you feel about this?
Create	Create a sculpture or piece of art using only natural materials. Tell us a little about your inspiration.	Create a piece of music inspired by a wildlife walk. What will you use for your inspiration? The weather? Bird song?



Communication

Many communications and photos of the children's learning will be published on the class pages of the website.

<https://www.tranmerepark.leeds.sch.uk/classes/>

Tranmere Times

Please let us know about any amendments to your routine. We need to know if someone else is picking up your child for safeguarding purposes.

If you have any concerns/queries about anything, please come and talk to us or give us a ring. We will get back to you as soon as we can.

Please report any absences to the school office on 01943 875050



Each child needs:

- A school book bag
- A long sleeved apron

(These can be purchased from the school office.)

- A water bottle (ideally with a drinking straw or twist cap)
 - An additional healthy snack (if needed)
- A PE kit consisting of navy blue shorts, white t-shirt, navy tracksuit bottoms, school hoodie (optional), trainers and socks.

Children will continue to come dressed in their PE kit on their PE days.

(We will let you know your child's PE days in the first week back.)

Please label all belongings



Procedure and dates

Monday 2nd and Tuesday 3rd September - Training Days at school for staff

Wednesday 4th- School starts for Year 1 to Year 6

All children will come straight to their new classroom door in September.

Start of the day: 8:50am End of the day: 3:15pm

Classroom doors will open at 8:45am

The children will be provided with free fruit or a vegetable snack daily.
A lunch menu will be posted on the website (Parents-Menu) in September
if you would like to talk to your child about their daily choices.

Milk can be purchased and is paid for termly through the school office.



KS1 Trips and Visits

- **Autumn Term- Kirkstall Abbey-** The children will have first hand experience of handling toys from the past. The children will take part in a toys workshop and will learn about the differences between toys today and toys from years gone by.
- **Spring Term- Harlow Carr-** The trip will support our geography, science and art work. We will take part in the Woodland Explorers workshop and explore the woodland, looking, listening and learning about the trees around us. We will identify leaves, trees and seeds.
- **Summer Term- Codswallop Workshop-** Linked to our local history topic. The children will learn more about Guiseley and its key places and people – Harry Ramsden and Harry Corbett.



How you can help

- Support your child in 'sounding out' unfamiliar words and spelling common words from the word lists correctly.
- Write shopping lists/letters to a friend.
- Write a message to their new teacher at school or send a postcard.
- Enjoy story books and audio books together.
- Practise naming and sounding letters of the alphabet.
- Play simple number games (snakes and ladders etc)
- Practise balancing, running, skipping, jumping, throwing and catching.
- Encourage your child to listen carefully and carry out a range of simple instructions.
- Ask your child to explain their games/pictures etc to you.
- Practise counting objects reliably. Look at counting in twos through sorting out pairs of socks etc.
- Encourage your child to solve simple addition and subtraction problems.
- Continue to recap on digraphs (2 letters that together make 1 sound) e.g. ee, sh, th.



How you can help – Reading and writing

The children have come so far with their reading and frequent sharing/reading of books will help to sustain their progress throughout the Summer holidays.

- Talk to your child about everything they see around them. There is so much to learn and the more they know, the easier it will be for them to understand what they read about in books.
- Set aside some time every day when you and your child read together for pleasure. This will teach them so many skills! They will learn how to handle and enjoy books. Developing a love of books will help your child to develop positive attitudes to reading.
- Daily exercise - Exercise is good for our brains as well as our bodies and children will also develop strength and coordination. This develops their gross motor skills which form the basis for fine motor skills. These are the skills needed for pencil control and writing.
- Little hands also need practise to become able to use fine motor skills. As with most skills, practise is what matters, so encourage your children to play with jigsaw puzzles, playdough, threading toys, colouring books or any other activity where they have to use their hands. This will make it so much easier for them to write neatly and well when they are taught at school.



We look forward to
seeing you all in
September.

Be Yourself. Be Your Best. Be Team Tranmere.

